

Digital Multimeter DM7560



New

High accuracy and sample rate

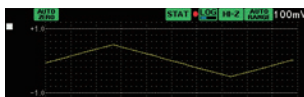
Main features

- High resolution up to $6\frac{1}{2}$ digits
- Full-color, high-resolution display with flexible display formats
- High-speed data logging with up to 30 k points per second
- High-capacity internal memory up to 100 k points
- Trend/histogram analysis available both in real-time and offline
- Multiple PC interface options (USB, Ethernet, GP-IB, RS-232) enable automation

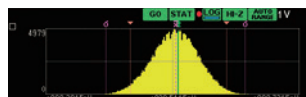
Application examples

- Monitoring battery current consumption
- Sensor testing
- Voltage reference testing
- Production testing

Flexible display formats



Trend display
(show variation in time)



Histogram display
(shows variation in distribution)



Arc scale meter display
(An intuitive indicator)




Judgment result display

High-speed data logging–Maximum 30 kS/s

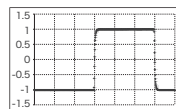
In bulk mode, data can be logged to the internal memory with high sample rates of up to 30 kS/s.* Data logged to the internal memory can be copied to USB memory device and analyzed on the PC.

*When DCV, DCI, 2 WΩ, 4 WΩ functions.

Setting the DM7560 to 30 kS/s enables users to see the details of a 10 ms pulse width on a 2 Vpp measurement.



Sample of
1 kS/s



Sample of
30 kS/s

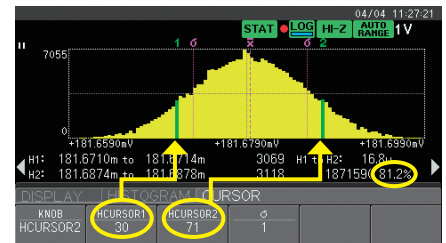
Fast signal change can be measured exactly with high sampling rate.

Precision Making

Histogram display–Yield rate measurement

By setting upper and lower limit values as the cursor position on the histogram display, users can display the number of data, ratio to whole data (%) and yield rate.

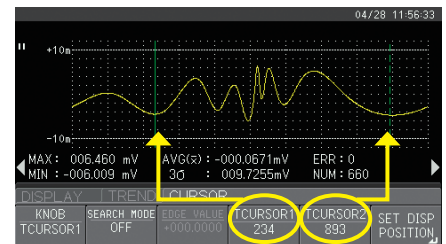
*In the figure below, the green lines are the upper/lower limits. The yield rate is 81.2%



Trend chart–Time trend analysis

In the trend chart, statistic data in a specified time range can be calculated.

*Statistical data such as the MAX/MIN/AVG of a cursor-specified range is calculated automatically.



Model and Suffix code

| Model | Suffix code | Description |
|----------------|-------------|--------------------------------|
| DM7560 | | Digital Multimeter |
| Supply voltage | -1 | 100 VAC, 50/60 Hz |
| | -3 | 115 VAC, 50/60 Hz |
| | -6 | 220 VAC, 50/60 Hz |
| | -8 | 240 VAC, 50/60 Hz |
| Power cord | -D | UL/CSA standard, PSE compliant |
| | -F | VED Standard |
| | -R | AS Standard |
| | -Q | BS Standard |
| | -H | GB Standard |
| | -N | NBR Standard |
| Options | /C1 | GP-IB Interface* |
| | /C2 | LAN & RS-232 Interface* |
| | /CMP | DIO Interface |

*Only one can be selected.

Standard accessories: Power cord, user's manuals (1 set), Spare fuses (2), Test lead (1 set)

Arbitrary/
Function Generator
FG410 (1 CH)
FG420 (2 CH)

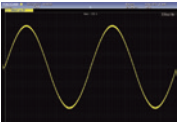
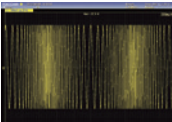

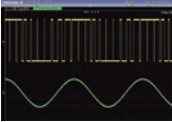
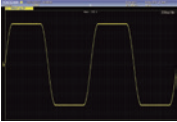
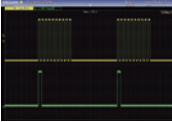

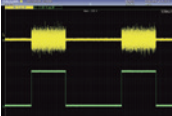


Acquire signal noise in the field, and then recreate it in the lab

Main features

- 0.01 μ Hz to 30 MHz
- 20 Vp-p output
- 1 or 2 channels output
- Intuitive operation with a 3.5-inch LCD screen
- Arbitrary waveform generation
- Synchronize up to 6 units to provide up to 12 output channels
- A variety of sweeps and modulations

Easily generate basic, application specific and arbitrary waveforms

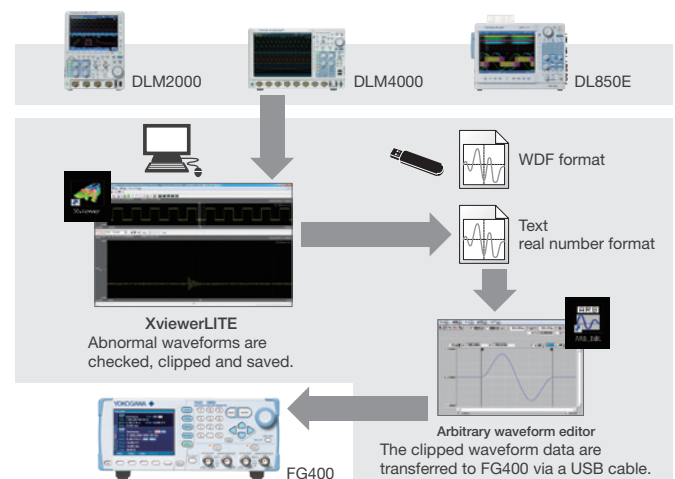
| | | | |
|---|---|-----------------|---|
| Sine 0.01 μ Hz to 30 MHz |  | Frequency sweep |  |
| DC ± 10 V/open |  | PWM |  |
| Pulse 0.01 μ Hz to 15 MHz, variable leading/trailing edge time |  | Trigger Burst |  |
| Ramp 0.01 μ Hz to 5 MHz, variable symmetry |  | Gate |  |

Trigger Burst
Oscillation with the specified wave number is done each time a trigger is received.

Gate
Oscillation is done in integer cycles or half cycles while the gate is on.

Acquire signal noise in the field, and then recreate it in the lab

The user can reproduce waveforms acquired using an oscilloscope on a PC, check and clip abnormal waveforms and generate them as arbitrary waveforms.



| Model | Suffix Code | Description |
|------------|-------------|---|
| FG410 | | Arbitrary/Function Generator: 1-Channel, 30 MHz |
| FG420 | | Arbitrary/Function Generator: 2-Channel, 30 MHz |
| Power cord | -D | UL/CSA standard, PSE |
| | -F | VDE standard |
| | -R | AS standard |
| | -Q | BS standard |
| | -H | GB standard |
| | -N | NBR standard |

Standard Accessories;

Power cord (1 set), User's manuals and application software (1 set)