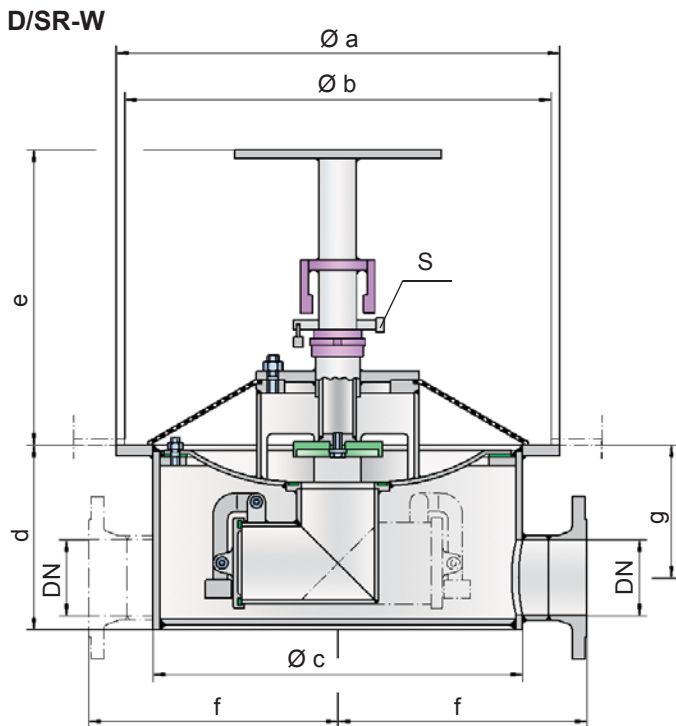
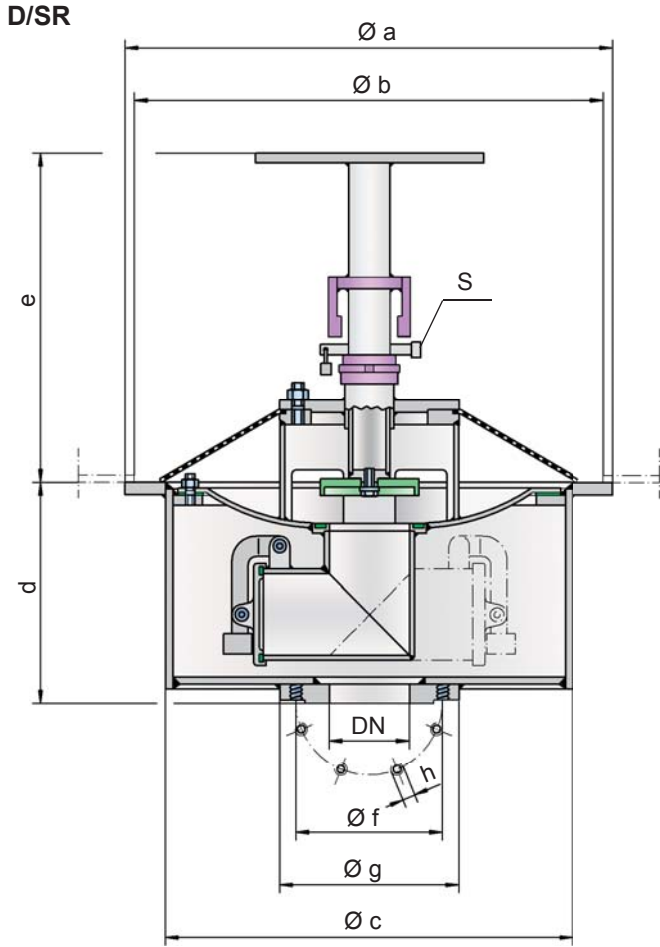


Roof Drain Valves

PROTEGO® D/SR and D/SR-W



Function and Description

The PROTEGO® roof drain valves D/SR or D/SR-W function like collection bowls and pass the collected rain water from the floating roof through the scissor pipes of a PROTEGO® floating roof drainage system, such as SE/K or SE/CK, into the sewage water system.

Under normal operating conditions the roof drain valve is open. In case of any leakage the non-return valve prevents the stored medium from escaping to the floating roof. The inlet screen protects the roof drain valve from any dirt, leaves or nesting birds.

Design Types and Specifications

Two designs are available:

Roof drain valve with vertical connection **D/SR**

Roof drain valve with horizontal connection **D/SR-W**

As an option a special design of the roof drain valve is available with protection against unauthorized closing of the quick-action shut-off (S).

Table 1: Dimensions D/SR Dimensions in mm / inches

DN	80 / 2"	100 / 4"	150 / 6"
a	550 / 21.65	600 / 23.62	650 / 25.59
b	490 / 19.29	540 / 21.26	590 / 23.23
c	450 / 17.72	500 / 19.69	550 / 21.65
d	240 / 9.45	280 / 11.02	330 / 12.99
e	490 / 19.29	490 / 19.29	490 / 19.29
f	160 / 6.3	180 / 7.09	240 / 9.45
g	200 / 7.87	220 / 8.66	285 / 11.22
h	M 16	M 16	M 20

Table 2: Dimensions D/SR-W Dimensions in mm / inches

DN	80 / 2"	100 / 4"	150 / 6"
a	550 / 21.65	600 / 23.62	650 / 25.59
b	490 / 19.29	540 / 21.26	590 / 23.23
c	450 / 17.72	500 / 19.69	550 / 21.65
d	205 / 8.07	250 / 9.84	320 / 12.6
e	490 / 19.29	490 / 19.29	490 / 19.29
f	285 / 11.22	320 / 12.6	350 / 13.78
g	150 / 5.91	180 / 7.09	225 / 8.86

Table 3: Material selection

Design	A	B
Housing	Steel	Stainless Steel
Non-return valve	Red Brass	Red Brass
Valve disc	Steel	Stainless Steel
Quick-action shut-off	Steel	Stainless Steel
Gasket	PUR	PUR

The device must have sufficient corrosion resistance with regards to the stored media. If necessary, designs in special stainless steel quality should be selected.

Flange Connection Type

In type PROTEGO® D/SR the housing bottom is equipped with a loose flange with threaded holes according to EN 1092-1 or optionally according to any other international standard.

In the standard model of PROTEGO® D/SR-W the housing is equipped with a lateral flange connection to EN 1092-1. Optionally, the connecting flanges can be made according to any other international standard. An additional flange connection is available.

Selection and Design

The specified maximum rainfall is required to determine the required nominal size. Alternatively, the connection size of the roof drain valve corresponds with the existing nominal dimension of the floating roof drainage system. Roof drain valves with 2 or 3 non-return valves are available as an option.

Necessary Data for Specification

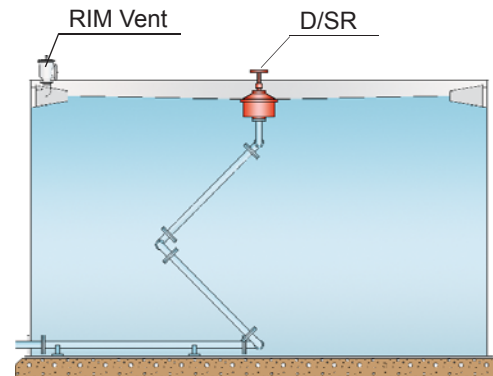
Maximum rainfall to be drained off (m³/h or CFH)

Material of floating roof

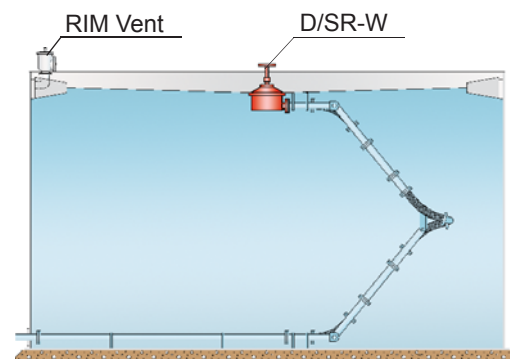
Connection size of the floating roof drainage system DN (mm or inches)

Design of floating roof drainage system

Application Examples



PROTEGO® roof drain valve type D/SR in combination with Floating roof drainage system PROTEGO® SE/CK



PROTEGO® roof drain valve type D/SR-W in combination with Floating roof drainage system PROTEGO® SE/K.