




ABB softstarters

A part of your motor starting solution

Motors use almost one third of the world's generated electricity. So it is safe to say that reliable motor operation is crucial to our modern way of life.

Why motor starting matters

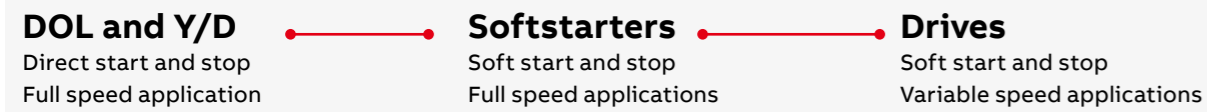


For more information, please contact your local ABB representative or visit www.new.abb.com/low-voltage/products/softstarters



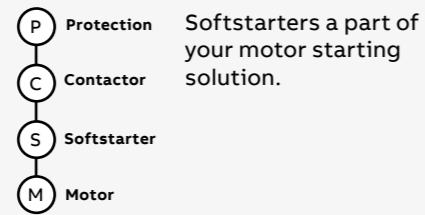
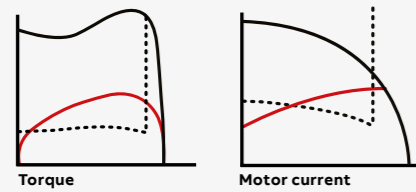
To get more information, install QR code reader on your mobile device, scan the code and see more.

Motor starting solutions



Typical torque and current curves from starting a motor using DOL, star-delta and softstarter.

— DOL
- - - Star-delta
— Softstarter



Common applications for softstarters

Pump - Eliminating water hammering with torque control
The ABB softstarter feature torque control stop eliminates water hammering and prolongs the lifetime of the system, while reducing pump downtime.

Fan - Soft starting adjusted to application
It is possible to adjust the settings to fit almost any starting condition, from unloaded to fully loaded.

Compressor - Full control of current with current limit
The feature current limit makes it possible to start the motor securely even in a weaker network, improving the availability of the equipment and system. Reducing the current means reducing the stress on cables, network and motor.

Conveyor belt - Avoid overheating with overload protection
ABB's overload protection feature shuts down the motor in case of overload, avoiding overheating.

PANORAMA

Softstarters

Type PSR, PSE and PSTX



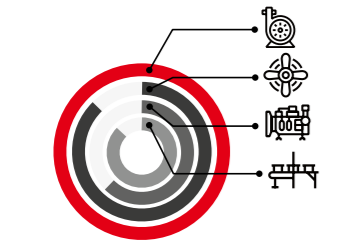
Softstarter panorama type PSR, PSE and PSTX, 1SFC132015B0201 rev E, release November 2018

ABB softstarters Overview



PSTX - The advanced range

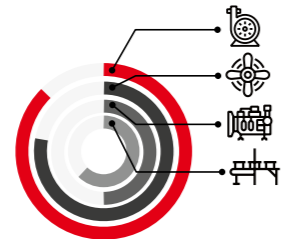
PSTX is our most advanced softstarter with full control and motor protection built-in. PSTX is the most complete alternative for any motor starting application. Featuring built-in modbus and anybus modules that support all major communication protocols.



- 13 Certificates
- 11 Built-in motor protections
- 23 Application features
- 17 Languages HMI
- 18 Application set-up assistance

PSE - The efficient range

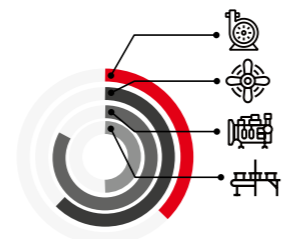
The new generation PSE is a true general purpose softstarter. It's a perfect balance between high starting capacity and cost efficiency. Now featuring built-in fieldbus communication.



- 13 Certificates
- 3 Built-in motor protections
- 5 Application features
- Language neutral

PSR - The compact range

PSR is our most compact softstarter with basic benefits and values. PSR can handle up to 100 starts per hour. Suitable for small motors.



- 8 Certificates
- 100 Ramps/hour

HMI

Key features

- Customizable display for important status information
- Application assistant for fast and easy set-up
- IP66 (1, 4x outdoor, 12) protection against water and dust
- Easy to use with the large back-lit graphical display
- Detachable for easy panel door mounting
- Set-up and firmware update the PSTX with USB connection - no need of supply or main voltage

Toolbox



To get more information and supported marketing materials, install QR code reader on your mobile device, scan the code and see more.

Normal start overview: PSR, PSE and PSTX

	PSR	A										B					C					D																			
		PSR3	PSR6	PSR9	PSR12	PSR16	PSR25	PSR30	PSR37	PSR45	PSR60	PSR72	PSR85	PSR105	PSR142	PSR170	PSR210	PSR250	PSR300	PSR370	PSR470	PSR570	PSR720	PSR840	PSR1050	PSR1250															
	PSE											PSE18	PSE25	PSE30	PSE37	PSE45	PSE60	PSE72	PSE85	PSE105	PSE142	PSE170	PSE210	PSE250	PSE300	PSE370															
	PSTX											A					B					C					D					E					F				
		PSTX30	PSTX37	PSTX45	PSTX60	PSTX72	PSTX85	PSTX105	PSTX142	PSTX170	PSTX210	PSTX250	PSTX300	PSTX370	PSTX470	PSTX570	PSTX720	PSTX840	PSTX1050	PSTX1250																					
IEC	(400 V) kW	1.5	3	4	5.5	7.5	11	15	18.5	22	30	37	45	55	75	90	110	132	160	200	250	315	400	450	560	710															
	IEC, Max. A	3.9	6.8	9	12	16	25	30	37	45	60	72	85	105	143	171	210	250	300	370	470	570	720	840	1050	1250															
UL	(440-480 V) hp	2	3	5	7.5	10	15	20	25	30	40	50	60	75	100	125	150	200	250	300	400	500	600	700	900	1000															
	UL, Max. A	3.4	6.1	9	11	15.2	24.2	28	34	46.2	59.4	68	80	104	130	169	192	248	302	361	480	590	720	840	1062	1250															

Available communication protocols	PSR	PSE	PSTX
Modbus RTU	●	●	●
Profibus DP	●	●	●
DeviceNet	●	●	●
EtherNet/IP	—	—	●
Profinet	—	—	●
Modbus TCP	—	●	●

● = Standard, — = not available

Softstarter values, benefits, case studies and features

SECURE MOTOR Reliability



Increase your motor's lifetime...

With ABB's softstarters, starting currents are easily optimized to your load, application and motor size.

...by protecting it from electrical stresses.

Over ten motor protection features are included to keep your motor safe from overloads and network irregularities.

RHOSS keeps air flowing with secured reliability

RHOSS, an HVAC specialist from Italy has managed to reduce the starting currents by 60% while keeping the short starting time that a scroll compressor needs.

Starting currents reduced by 60%



Softstarter features	PSR	PSE	PSTX
Current limit	—	●	●
Current limit ramp and dual current limit	—	—	●
Electronic motor overload protection	—	●	●
Dual overload protection	—	—	●
Underload protection	—	●	●
Power factor underload protection	—	—	●
Locked rotor protection	—	●	●
Current/Voltage imbalance protection	—	—	●
Phase reversal protection	—	—	●
Customer defined protection	—	—	●
Motor heating	—	—	●
PTC/PT100 input for motor protection	—	—	●
Overvoltage/undervoltage protection	—	—	●
Earth-fault protection	—	—	●

● = standard, O = option, — = not available

IMPROVE INSTALLATION Efficiency



Reduce your installation time and panel size...

ABB's softstarters are easy to install thanks to their compact design and many built-in features.

...by having everything that you need built in.

Built-in bypass saves energy and space while reducing heat generation: a complete motor starting solution in one unit — designed and verified by ABB.

Xylem - South Africa ABB's softstarters providing efficiency to the mining industry

Xylem Reducing the number of components by 80%, shortened installation time by 60%. Costs cut to half as many panels with softstarters as before.

Total panel costs reduced by 50%



Softstarter features	PSR	PSE	PSTX
Built-in bypass	●	●	●
Inside-delta connection possible	—	—	●
Graphical display and keypad	—	●	●
Detachable keypad	—	—	●
Motor runtime and start count	—	—	●
Programmable warning functions	—	—	●
Diagnostics	—	—	●
Overload time-to-trip	—	—	●
Overload time-to-cool	—	—	●
Analog output	—	●	●
Fieldbus communication	O	●	●
Event log	—	O	●
Multiple languages	—	—	17
Electricity metering	—	—	●

● = standard, O = option, — = not available

INCREASE APPLICATION Productivity



Reduce the number of production stops...

ABB's softstarters reduce mechanical stress on your application which increases uptime.

...by letting the softstarter do more than just starting.

Torque control, pump cleaning, motor break and many more features enables you to use your process to its full potential.

Yantai Guhe cuts costs by stopping pumps

Increasing application productivity at Yantai Guhe, a leading Chinese pump manufacturer, increasing productivity by solved water hammering with PSE and are now saving costs and winning orders.

Reduced maintenance costs by 40%



Softstarter features	PSR	PSE	PSTX
Torque control	—	●	●
Torque limit	—	—	●
Coated PCBA	—	●	●
Limp mode	—	—	●
Jog with slow speed forward/ reverse	—	—	●
Dynamic brake	—	—	●
Stand still brake	—	—	●
Sequence start	—	—	●
Full voltage start	—	—	●
Kick start	—	●	●
Automatic pump cleaning	—	—	●

● = standard, O = option, — = not available