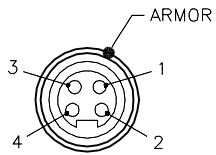
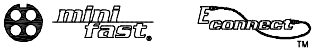


FEMALE END VIEW

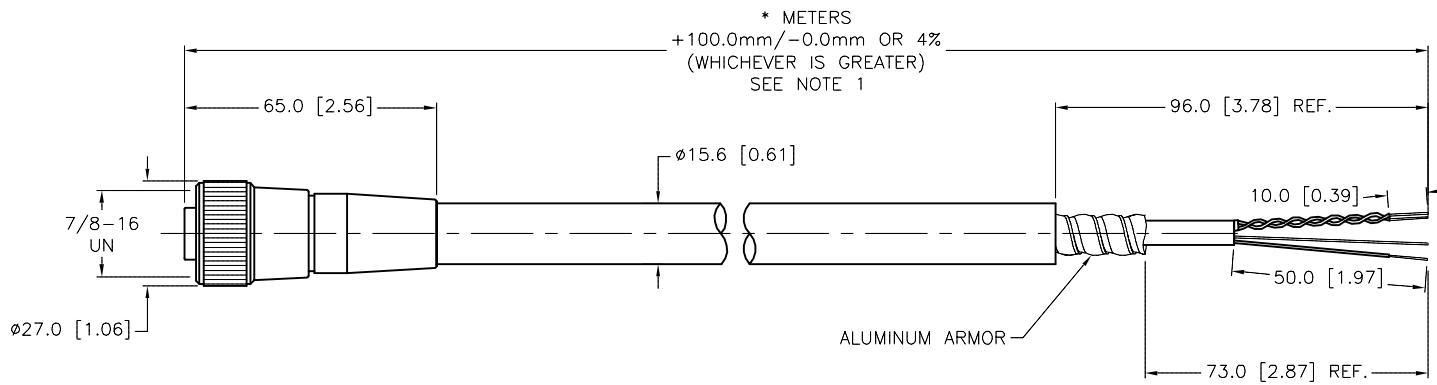


- 1 = BLUE
- 2 = BROWN
- 3 = DRAIN
- 4 = GREEN/YELLOW



SPECIFICATIONS

CONTACT CARRIER MATERIAL	TPU
MOLDED HEAD MATERIAL/COLOR	TPU/BLACK
CONTACT MATERIAL/PLATING	BRASS/GOLD
COUPLING NUT MATERIAL/PLATING	BRASS/NICKEL
RATED CURRENT [A]	9.0 A
RATED VOLTAGE [V]	300 V
OUTER JACKET MATERIAL/COLOR	PVC/PLUM
INNER JACKET MATERIAL/COLOR	PVC/BLACK
CONDUCTOR INSULATION MATERIAL	XLPE (SHLD PAIRS), PVC/NYLON (SINGLE LEAD)
NUMBER OF CONDUCTORS [AWG]	3x18 AWG
DRAIN/SHIELD	20 AWG DRAIN/ALUMINUM FOIL SHIELD
ARMOR SHEATH/MATERIAL	INTERLOCKING/ALUMINUM
TEMPERATURE RATING	-40°C to +105°C (-40°F to +221°F)
PROTECTION CLASS	MEETS NEMA 1,3,4,6P AND IEC IP67
CONDUCTOR ARRANGEMENT	1 SHIELDED TWISTED PAIR, 1 GROUND, 1 DRAIN
CABLE RATINGS	UL: ITC-ER/PLTC-ER, DIRECT BURIAL, 105C CSA: ACIC, 90C, 300V



CABLE LENGTH	TOLERANCE*
ALL LENGTHS	+ 4% (OR 50mm) OF LENGTH - 0% (OR 0mm) OF LENGTH WHICHEVER IS GREATER
STRIP LENGTH	TOLERANCE*
0-7mm	±0.5mm
8-29mm	±1.0mm
30-49mm	±2.0mm
50-69mm	±3.0mm
70-100mm	±4.0mm
OVER 100mm	±5.0mm

* UNLESS OTHERWISE SPECIFIED

NOTES:

- "*" INDICATES CABLE LENGTH IN METERS. CONTACT TURCK TO ORDER SPECIFIC LENGTHS.
- CABLE ARMOR IS CONNECTED TO THE COUPLING NUT.

SOURCE DRAWING - FOR REFERENCE ONLY

RELATED DOCUMENTS 1. 2. 3. 4.	3RD ANGLE PROJECTION 	THIS DRAWING IS CONFIDENTIAL AND THE PROPERTY OF TURCK INC. USE OF THIS DOCUMENT WITHOUT WRITTEN PERMISSION IS PROHIBITED.		3000 CAMPUS DRIVE MINNEAPOLIS, MN 55441 1-800-544-7769 (763) 553-7300 (763) 553-0708 fax turck.com	
		DRFT	RDS	DATE	05/29/03
MATERIAL SEE SPECIFICATIONS	ALL DIMENSIONS DISPLAYED ON THIS DRAWING ARE FOR REFERENCE ONLY	APVD	GC	SCALE	1=2.0
FINISH SEE SPECIFICATIONS		CONTACT TURCK FOR MORE INFORMATION	UNIT OF MEASUREMENT MILLIMETER [INCH]		IDENTIFICATION NO.
M	UPDATE PIGTAIL TO CALLOUT REFERENCE DIMENSION	KMY	09/25/13	43387	
REV	DESCRIPTION	BY	DATE	ECO NO.	DO NOT SCALE THIS DRAWING
					FILE: 777001488
					SHEET 1 OF 1